

HOW TO GET YOUR METER DATA

DISTRIBUTOR: UNITED



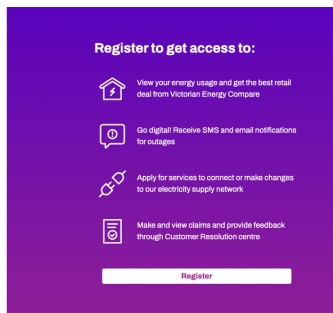
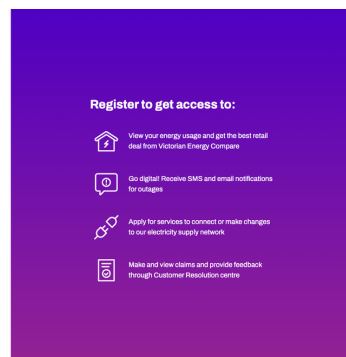
2. VISIT DISTRIBUTOR WEB

Visit
myenergy.ue.com.au/s/login/SelfRegister
Use your data to register for log on access.

1. GRAB YOUR LATEST ELECTRICITY BILL

You can check the **NMI** on the bill.

***NMI** - National Metering Identifier, a number starting with 64

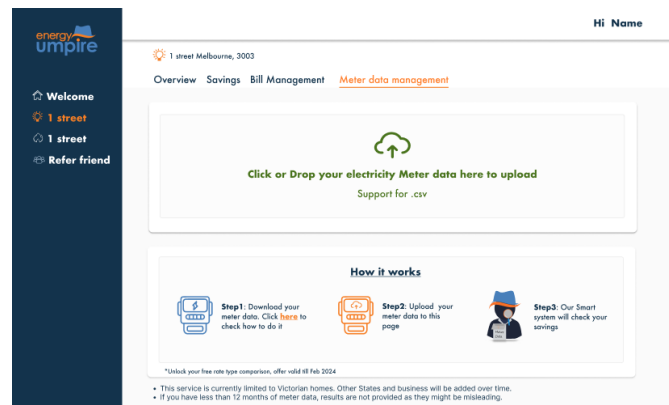
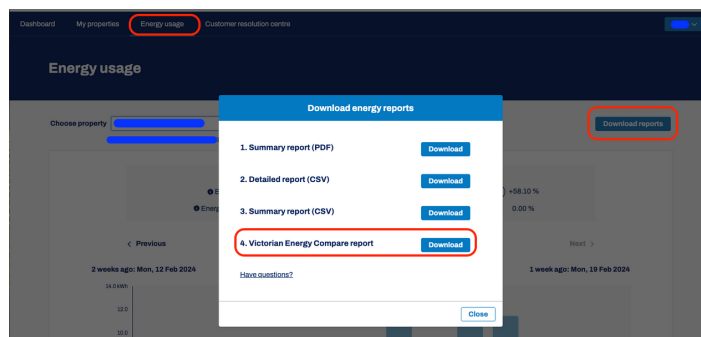


3. LOGIN

Then go to myenergy.ue.com.au/s/login/ and log on.

4. DOWNLOAD YOUR DATA

- Click “Energy Usage” tab
- Click “Download reports” button
- Download “Victorian Energy Compare report”



5. UPLOAD YOUR METER DATA

Visit Myumpire.com and Upload your download file into “**Meter data management**” tab

ENJOY YOUR SAVINGS NOW!